

Ministerul Educației

# Limba modernă engleză

Clasa a III-a

Jenny Dooley – Virginia Evans



**UniScan**  
GRUP EDUCATIONAL

Uniscan Grup Educațional

Acest manual este proprietatea Ministerului Educației.

Manualul școlar a fost aprobat prin Ordinul ministrului educației nr. .... / .....,  
în urma evaluării și este realizat în conformitate cu Programa școlară aprobată prin  
Ordinul ministrului educației naționale nr. 5003/02.12.2014.

Ministerul Educației

# Limba modernă engleză

Clasa a III-a



Jenny Dooley – Virginia Evans

**UniScan**  
GRUP EDUCATIONAL

Uniscan Grup Educațional

Manualul este distribuit elevilor în mod gratuit, atât în format tipărit, cât și în format digital și este transmisibil timp de patru ani școlari, începând cu anul școlar 2021 - 2022.

Inspectoratul școlar .....

Școala / Colegiul / Liceul .....

ACEST MANUAL A FOST FOLOSIT DE:

Anul	Numele elevului	Clasa	Anul școlar	Aspectul manualului*			
				format tipărit		format digital	
				la primire	la predare	la primire	la predare
1							
2							
3							
4							

\* Pentru precizarea aspectului manualului se va folosi unul dintre următorii termeni:  
**nou, bun, îngrijit, neîngrijit, deteriorat.**

- Cadrele didactice vor verifica dacă informațiile înscrise în tabelul de mai sus sunt corecte.
- Elevii nu vor face niciun fel de însemnări pe manual.

Referenți științifici:

lector univ. dr. Popescu Aurora Nicoleta

prof. gradul 1 Tolea Magdalena Ecaterina



Express Publishing

Uniscan Grup Educațional SRL

Str. Prahova nr. 52, sector 1, București

tel. 021/2245080; 021/2245026

www.uniscan.ro; bookshop@uniscan.ro

# Guide – How to use the course – Instrucțiuni de utilizare a manualului



Printed book  
Varianta tipărită

Digital app  
Varianta digitală



The course comprises 6 modules each consisting of 2 units. Each unit has 3 lessons. The course consists of the printed book and the digital application that contains all the lessons in the printed book and a variety of interactive, static and animation/video activities.

Manualul este structurat în 6 module de învățare. Fiecare modul cuprinde 2 unități de învățare, iar fiecare unitate este alcătuită din 3 lecții. Manualul este compus din varianta tipărită și varianta digitală. Manualul digital conține toate lecțiile din manualul tipărit având în plus activități interactive, statice și animate.

## Key features of a unit – Caracteristicile unității de învățare

Simple, yet meaningful and appealing dialogues consolidate the new language.

Dialoguri simple și atractive pentru consolidarea limbii.

Presentation of new vocabulary through audio and visual stimuli.

Prezentarea vocabularului nou prin stimuli audiovizuali.

Reading comprehension activities help develop reading skills.

Activități pentru dezvoltarea abilităților de citire.



Clear and brief grammar presentation.

Prezentarea schematică a structurilor gramaticale.



Listening activities consolidate and expand the new language.

Activități de ascultare pentru învățarea și consolidarea limbii engleze.




Games help develop the pupils' social skills.

Jocuri pentru dezvoltarea abilităților sociale.

Game Section to entertain pupils and practice the new language in a fun way.

Jocuri pentru a motiva elevii să exerseze cunoștințele noi într-o manieră atractivă.




Short texts in every unit that use new language and act as **models** for pupils' portfolio activities.

Texte scurte folosite în fiecare capitol pentru exersarea cunoștințelor noi, ce oferă **modele** pentru realizarea activităților din portofoliul elevilor.

TPR songs that help the pupils practise and remember the new vocabulary while having fun.

Cântece atractive care ajută la exersarea și memorarea vocabularului nou.



Activities to practise new sounds as well as words that include them.

Activități de exersare a sunetelor noi și a cuvintelor care conțin aceste sunete.



**Portfolio** sections with colourful projects that can be used as models for the pupils' own work.

Secțiuni cu proiecte colorate care pot fi folosite de elevi ca modele pentru propriile lor lucrări.

**Go Green!** lessons make pupils more aware of environmental issues in a fun and creative way.

**Go Green!** lecții atractive care ajută elevii să devină conștienți de problemele mediului înconjurător.



**Checkpoint** sections for revision and evaluation.

Secțiuni de recapitulare și evaluare.



**Now I can** sections give a sense of achievement while helping pupils develop their autonomy.

Secțiuni care ilustrează progresul elevilor și îi ajută să-și dezvolte autonomia.

**Troll Tales** is a series of episodes in a cartoon story aimed at providing real language input and reading for pleasure.

**Troll Tales** este o poveste prezentată episodice sub formă de benzi desenate care stimulează cunoștințele de limba engleză și plăcerea de a citi.



**Our World** lessons explore aspects of life in other countries and broaden the pupils' horizons.

**Our World** lecții ce explorează aspecte ale vieții în alte țări măbind orizontul elevilor.



**Our School** – The pupils use English to explore other subject areas in a fun and creative way. (CLIL)

Elevii utilizează limba engleză pentru explorarea altor discipline (Interdisciplinaritate).



**SYMBOLS:**  
**SIMBOLURI:**



listening activities  
audio



songs  
cântece



craftwork  
activități de abilități  
practice



role play  
joc de rol

**Contents**  
Cuprins

**My answers**  
Rezultate exerciții

**Help**  
Ajutor

**Zoom in**  
Mărește

**Zoom out**  
Micșorează

**Return to the beginning**  
Mergi la prima pagină

**Go to the previous page**  
Mergi la pagina precedentă

**Go to the next page**  
Mergi la pagina următoare

**Go to the end**  
Mergi la ultima pagină

**Unit 20**  
**Time for school!**

**Listen and read.**

1 Hmm... what's this?  
No, it's a pen. Look!  
And what's that?  
It's an aeroplane, silly!

**Shazam!**

3 I know! It's a rubber!  
No! It's an apple. Look!  
Oh, no! This is a rubber! Erlina!

**Read, choose and say.**

1 It's an aeroplane. 2 No, it's a pen. 3 And what's that?  
A Harry B Erlina A Harry B Alvin A Erlina B Alvin

**Complete in your notebook. Use a or an.**

1 a school 3 ... umbrella  
2 orange 4 ... schoolbag

**Remember!**

- What's this? It's a pencil.
- What's that? It's an aeroplane.

**Look, ask and answer. Then write in your notebook.**

1 What's this? It's a pencil case.  
2 What's ...? It's ...  
3 What's ...? It's ...  
4 What's ...? It's ...

**Listen and write yes or no in your notebook.**

**Let's Play!**

What's this? I know! It's a book!

**User's information**  
Informații utilizator

**Full screen**  
Schimbă modul de vizualizare

**Change display mode**  
Afișaj digital/Afișaj tip carte

**List of activities**  
Listă activități

**Add note**  
Adaugă notiță

**Underline**  
Subliniază

static activities  
activități statice

animation/video activities  
activități animate/video

interactive activities  
activități interactive



# Contents

Module 1

Module 2

	Vocabulary	Structures	Project
<b>Starter Unit</b> (pp. 10-11) Let's start! 2.2, 3.1	<ul style="list-style-type: none"> <li>• revision</li> </ul>	<ul style="list-style-type: none"> <li>• revision</li> </ul>	
<b>Unit 1</b> (pp. 12-17) 1a Hello! 1b The Magic Forest! 1c Colours! 1.1, 1.3, 2.1, 2.2, 2.3, 3.1, 3.2, 3.3	<ul style="list-style-type: none"> <li>• the characters</li> <li>• the numbers (1-10)</li> <li>• colours</li> </ul>	<ul style="list-style-type: none"> <li>• the verb 'to be'</li> </ul>	Write about yourself
<b>Unit 2</b> (pp. 18-23) 2a Time for School! 2b It's a magic pen! 2c Let's do it! 1.1, 1.2, 1.3, 2.2, 3.2, 3.3	<ul style="list-style-type: none"> <li>• school items</li> <li>• commands</li> </ul>	<ul style="list-style-type: none"> <li>• a - an</li> <li>• this/that</li> <li>• plurals (-s)</li> <li>• possessive case</li> <li>• imperative</li> </ul>	Write about your school things
<b>Troll Tales 1</b> (p. 24)	<b>Go Green!</b> (p. 25)	<b>Our World</b> (p. 26)	<b>Checkpoint 1</b> (p. 27)
<b>Unit 3</b> (pp. 28-33) 3a My family! 3b Grandma's here! 3c It's my job! 1.1, 1.3, 2.2, 2.3, 3.2, 3.3	<ul style="list-style-type: none"> <li>• family members</li> <li>• numbers (11-20)</li> <li>• jobs</li> </ul>	<ul style="list-style-type: none"> <li>• the verb 'to be'</li> </ul>	Write about a member of your family
<b>Unit 4</b> (pp. 34-39) 4a At the toyshop! 4b Open it and see! 4c Happy Birthday! 1.1, 1.3, 2.2, 2.3, 3.2, 3.3, 4.1	<ul style="list-style-type: none"> <li>• toys</li> <li>• birthdays</li> </ul>	<ul style="list-style-type: none"> <li>• these/those</li> <li>• plurals (-es, -ies)</li> </ul>	Write a birthday card
<b>Troll Tales 2</b> (p. 40)	<b>Go Green!</b> (p. 41)	<b>Our World</b> (p. 42)	<b>Checkpoint 2</b> (p. 43)





Module 3

**Unit 5**

(pp. 44-49)

5a Hide!

5b Come out!

5c Where's Alvin?

1.1, 1.2, 2.2, 2.3,  
3.2, 3.3

• things in a house

• possessive adjectives  
• prepositions of place

Write about your room

**Unit 6**

(pp. 50-55)

6a In the old  
house!

6b Where's Missy?

6c Welcome!

1.1, 1.3, 2.2, 2.3,  
3.2, 3.3

• rooms  
• things in a house

• there is/are

Write about your house

**Troll Tales 3** (p. 56)

**Go Green!** (p. 57)

**Our World** (p. 58)

**Checkpoint 3** (p. 59)

**Unit 7**

(pp. 60-65)

7a It's so cute!

7b We're all wet!

7c I'm so sweet!

1.1, 1.3, 2.2, 2.3, 3.2

• parts of the body

• the verb 'have got'  
• plurals  
(irregular)

Write about your  
favourite cartoon  
character

Module 4

**Unit 8**

(pp. 66-71)

8a Talent Show!

8b Abracadabra!

8c Watch me go!

1.1, 1.3, 2.2, 2.3,  
3.2, 3.3

• activities

• the verb 'can'

Write about what you  
can do

**Troll Tales 4** (p. 72)

**Go Green!** (p. 73)

**Our World** (p. 74)

**Checkpoint 4** (p. 75)



Module 5

Module 6

	Vocabulary	Structures	Project
<b>Unit 9</b> (pp. 76-81) 9a My new clothes! 9b A lovely day! 9c Who's wearing...? 1.1, 1.3, 2.2, 2.3, 3.1, 3.2, 3.3	<ul style="list-style-type: none"> <li>clothes</li> <li>weather</li> </ul>	<ul style="list-style-type: none"> <li>present continuous</li> </ul>	Write about your magic moments
<b>Unit 10</b> (pp. 82-87) 10a At the animal park! 10b Wild things! 10c Two funny rabbits! 1.1, 1.3, 2.2, 2.3, 3.1, 3.2, 3.3	<ul style="list-style-type: none"> <li>animals</li> </ul>	<ul style="list-style-type: none"> <li>present continuous</li> </ul>	Write a letter
<b>Troll Tales 5</b> (p. 88)	<b>Go Green!</b> (p. 89)	<b>Our World</b> (p. 90)	<b>Checkpoint 5</b> (p. 91)
<b>Unit 11</b> (pp. 92-97) 11a Lunchtime! 11b Fairy cakes! 11c Listen to my tummy! 1.1, 1.2, 1.3, 2.1, 2.2, 2.3, 3.2, 3.3	<ul style="list-style-type: none"> <li>food</li> <li>time</li> </ul>	<ul style="list-style-type: none"> <li>present simple</li> <li>some/any</li> </ul>	Write about your favourite meal
<b>Unit 12</b> (pp. 98-103) 12a Alvin's Day! 12b Environment Day! 12c Another lovely day! 1.1, 1.3, 2.1, 2.2, 2.3, 3.1, 3.2, 3.3	<ul style="list-style-type: none"> <li>daily routine</li> <li>Environment Day</li> <li>days of the week</li> </ul>	<ul style="list-style-type: none"> <li>present simple</li> <li>prepositions of time</li> </ul>	Write about your favourite day
<b>Troll Tales 6</b> (p. 104)	<b>Go Green!</b> (p. 105)	<b>Our World</b> (p. 106)	<b>Checkpoint 6</b> (p. 107)
<b>Our School</b> (pp. 108-113) 2.2, 2.3, 3.1, 3.2, 4.2		<b>Happy New Year!</b> (pp. 130-131) 1.1, 2.1, 3.1, 3.2	
<b>Fun Time</b> (pp. 114-125) 1.1, 1.2, 1.3, 2.1, 2.2, 3.1, 3.2, 3.3, 4.2		<b>Happy Easter</b> (pp. 132-133) 2.1, 3.2	
<b>Evaluation</b> (pp. 126-127)		<b>Mother's Day</b> (pp. 134-135) 1.3, 3.2, 4.1, 4.2	
<b>Merry Christmas!</b> (pp. 128-129) 3.2, 3.3		<b>Round up</b> (p. 136) 2.1	





## General Competences/Specific Competences

### 1. Understand simple oral messages

- 1.1 Identify the global significance of a clearly articulated oral message in familiar contexts.
- 1.2 Identify time and quantity (prices, numbers) in everyday situations.
- 1.3 Understand age-appropriate simple oral messages.

### 2. Speak in everyday communication situations

- 2.1 Request and provide information on numbers, prices and expressions of time.
- 2.2 Participate in everyday conversations about familiar topics.
- 2.3 Describe a person/character in a simple way.

### 3. Understand simple written messages

- 3.1 Recognise common phrases used in everyday communication situations.
- 3.2 Identify the global significance of a simple text about familiar topics.
- 3.3 Understand simple familiar messages from friends, peers, teacher.

### 4. Write simple messages in everyday communication situations

- 4.1 Write a card for a birthday/celebration.
- 4.2 Write a simple message to a classmate.

## Competențe generale/Competențe specifice

### 1. Receptarea de mesaje orale simple

- 1.1 Identificarea semnificației globale a unui mesaj oral clar articulat în contexte familiare.
- 1.2 Identificarea orei și a cantității exprimate numeric (prețuri, numere) în cadrul unui mesaj audiat articulat clar și rar.
- 1.3 Manifestarea disponibilității pentru receptarea de mesaje orale simple adecvate vârstei.

### 2. Exprimarea orală în situații de comunicare uzuală

- 2.1 Cererea și oferirea de informații referitoare la numere, la prețuri, la exprimarea orei.
- 2.2 Participarea la interacțiuni în contexte de necesitate imediată/pe teme familiare.
- 2.3 Descrierea simplă a unei persoane/unui personaj.

### 3. Receptarea de mesaje scrise simple


- 3.1 Recunoașterea semnificației unor fraze uzuale tipice pentru viața cotidiană.
- 3.2 Identificarea semnificației globale a unui text simplu pe teme familiare.
- 3.3 Descifrarea unor mesaje simple familiare primite de la prieteni, colegi, profesor.

### 4. Redactarea de mesaje simple în situații de comunicare uzuală

- 4.1 Scrierea unei felicitări de ziua cuiva sau pentru o sărbătoare.
- 4.2 Redactarea unui mesaj simplu către un coleg.

# Let's Start!

1 What are they saying? Look and match.




a. Good morning!

b. Hello!

c. Good night!

d. Goodbye!

## 2 Let's Play!



### 3 Fun with words!

3 	2 	1 	<b>START!</b>
4 	5 <b>Oh, no!</b>	6 	7 
11 <b>Great!</b>	10 	9 	8 
12 	13 	14 	15 
<b>FINISH!</b>	18 	17 	16 

1 Listen and read.  



2 Who are they? Look, read and say.



3 Find Out: Talk with your friend. □

Remember!

Hi, I'm Lee.  
What's your name?  
I'm ... = I am ...  
What's ... = What is ...

Hi, I'm Jack.  
What's your name?

Nia.

How do you spell it?

N-I-A

4 Let's Play!

Hi, Lee.  
I'm Mona.

Hi, Mona. Nice to meet you!



1 Listen and read.  







**2** Read, choose and say. 

1 Lee is ...

a seven.

b ten.

2 Mona is ...

a nine.

b ten.

**3** Talk with your friend.



**Remember!**

Who's that? = Who **is** that?  
That's Alvin. = That **is** Alvin.

**4** Match in your notebook. Then point and say.



**5** Find Out: Play the game!





red



yellow

1 Listen, point and repeat.



Hello purple, hello blue,  
Red for me and green for you!  
Hello orange, yellow, too,  
Red for me and green for you!

Goodbye purple, goodbye blue,  
Red for me and green for you!  
Goodbye orange, yellow, too,  
Red for me and green for you!

2 Now sing along!

2 Look, point and say the colours.





blue



green



orange



purple



black



white

3

Read and complete in your notebook. Then listen and read.

Hi! My name's

1) **Mona**. I'm

2) n... years old.

This is my dog, Missy.

Missy is 3) b...

and white.

I love my dog!




4

**Portfolio:** Draw and write in your notebook.

5

Listen and say. Then read.



Hi! I'm Paul.  
I'm eight. This  
is my cat,  
Molly!



My name is Jane and this is Dave.



1 Listen and read.  



2 Read, choose and say.

1 It's an aeroplane.

A Harry

B Erlina

2 No, it's a pen.

A Harry

B Alvin

3 And what's that?

A Erlina

B Alvin



pencil case



pencil



rubber



book



schoolbag



desk



aeroplane

### 3 Complete in your notebook. Use **a** or **an**.

1



**a** school

3



... umbrella

2



... orange

4



... schoolbag

### Remember!

• What's **this**?

It's **a** pencil.



• What's **that**?

It's **an** aeroplane.



### 4 Look, ask and answer. Then write in your notebook.

1 What's **this**?



It's **a pencil case**.

3 What's ... ?



It's ...

2 What's ... ?



It's ...

4 What's ... ?



It's ...

### 5 Listen and write **yes** or **no** in your notebook.

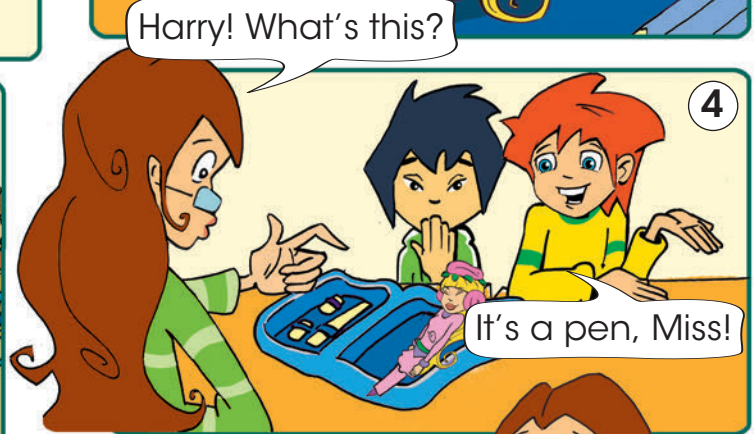


### 6 Let's play!






1 Listen and read.  



2 Read again and choose.

1 Look at Mona's **pens/pencils!**

2 Look at Harry's **books/pencil case!**




classroom



notebook



sharpener



ruler




board




chair

### 3 Count and say. Write in your notebook.

1 two **notebooks**



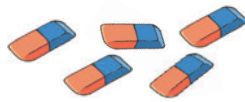
2 three ...



3 four ...



4 five ...



### Remember!

pencil



pencils



Look at Mona's pencil.

**It's** so funny!


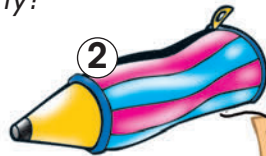
Look at Mona's pencils.

**They're** so funny!

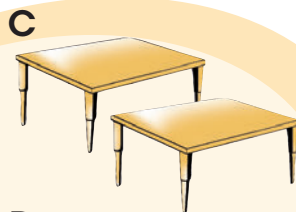
### 4 Talk with your friend.

1 **A:** Look at Alvin's hats!

**B:** They're so funny!



### 5 Listen and number in your notebook.





colour



read

1 Listen and point.  



A, B, C.  
One, two, three.  
Read and sing,  
Sing along with me!

A, B, C.  
One, two, three.  
Listen and sing,  
Sing along with me!

A, B, C.  
One, two, three.  
Colour and sing,  
Sing along with me!


A, B, C.  
One, two, three.  
Write and sing,  
Sing along with me!



Now sing and do! 

2 Let's play!

Simon says, "Listen!"







listen



write



open your book



sing



stand up



sit down



be quiet

3 Read and answer. Then listen and read.

Look at my favourite things!

★ What is Julia's favourite colour?



This is my schoolbag. It's red.



This is my red pencil case.

This is my notebook. It's red, too!



Red is my favourite colour!

4 Portfolio: Draw and write in your notebook.

5 Listen and say. Then read.



This is my pencil case. It's blue. Blue is my favourite colour!



Look! A red fox in a blue box.



# Troll Tales!



## Episode 1: Listen and read.

1 This is a great book. ZZZZZZZZZ

2 Stop it, Trog!

What?

3 Pog! Stop that! Please!

Stop what?

4 Hmmm... What's this?

5 Hi, I'm Popsie!

6 Bye!

Grr...



• Now take roles and read.

# Go Green! 1



1 Look at the apple tree. Find, point and say. ④

## This is my tree!



• **Project Work:** Now draw your own fruit tree!



# OUR WORLD



Hello!  
My name is Lucas.  
I am 8 years old. I'm from  
Germany. My flag is black,  
red and yellow.



Hi!  
My name's  
Jennifer. I'm 9  
years old. I'm from  
the UK. My flag is  
red, white and  
blue.



Hello!  
I'm Jane and I'm 7.  
I'm from Canada.  
My flag is red and  
white.



**1** Read and match  
in your notebook.

## NAME

## AGE

## FLAG

1 Lucas

9

black, red and yellow

2 Jennifer

7

red and white

3 Jane


8

red, white and blue

# Checkpoint

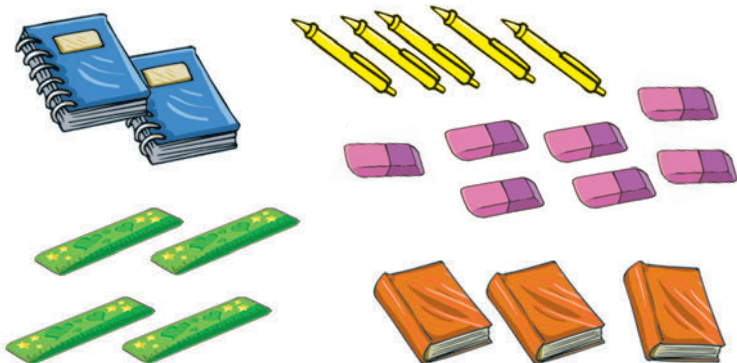
Units 1-2

**1** Read and complete in your notebook. Use: **this** or **that**.



**2** Count and write in your notebook.

- |                      |                    |
|----------------------|--------------------|
| 1 ... blue notebooks | 4 ... green rulers |
| 2 ... yellow pens    | 5 ... orange books |
| 3 ... purple rubbers |                    |




**4** Read, think and choose.

## Now I can

- introduce myself and greet others
- count from 1-10
- say the colours
- talk about my school things



in English

**3** Read and choose. 

- A:** Is that Harry's pencil case?  
**B:** a) No, it's Lee.  
 b) No, it's Lee's.
- A:** How old are you?  
**B:** a) I'm ten.  
 b) I'm Alvin.
- A:** What's your name?  
**B:** a) I'm blue.  
 b) I'm Adam.
- A:** Who's that?  
**B:** a) That's great.  
 b) That's Mona.

1 Listen and read.  



2 Read and choose.

- 1 Who's a singer?  
a Lee's dad.    b Lee's brother.
- 2 How old is Wen?  
a He's nineteen.    b He's sixteen.

**15** fifteen   **17** seventeen   **19** nineteen  
**16** sixteen   **18** eighteen   **20** twenty



### 3 Read and answer.

- 1 What's your name?  
I'm Wen.
- 2 Are you a teacher?  
No, ... . I'm a singer.
- 3 How old ... ?  
I'm nineteen.
- 4 Is Lee your brother?  
Yes, ... .
- 5 Is Kim your sister?  
No, ... . my mum.



### Remember!

I am (I'm) a pupil.  
 You are (You're) my friend.  
 He/She/It is (He's/She's/It's) five.  
 Are you a teacher?  
 Yes, I am./No, I'm not.  
 Is he/she/it five?  
 Yes, he/she/it is./No, he/she/it isn't.

### 4 Ask and answer.



### 5 Listen and choose.

- |           |           |
|-----------|-----------|
| A 11 / 17 | F 19 / 12 |
| B 16 / 13 | G 14 / 15 |
| C 12 / 19 | H 18 / 16 |
| D 13 / 18 | I 15 / 14 |
| E 20 / 11 | J 17 / 20 |

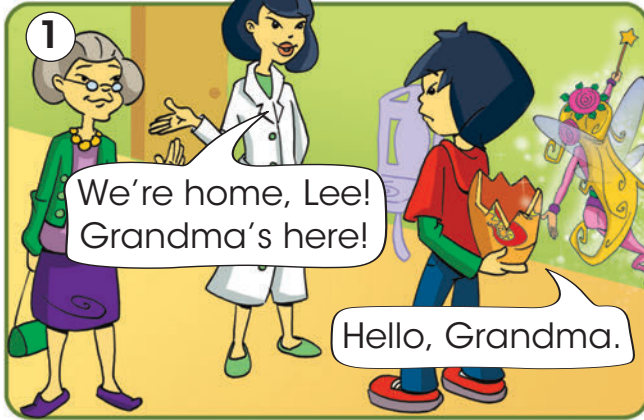




1 Listen and read.

Hello, Lee.  
What's that?

Oh. It's a vase,  
Grandma.



2 Read and match in your notebook.

- 1 Grandma's here!
- 2 What's that?
- 3 Who's this pretty girl?

- a This is my friend, Mona.
- b Hello, Grandma.
- c It's a vase.





friend



happy




sad



flower

### 3 Read and match in your notebook.



1

- A We are friends.
- B Are you sisters?
- C They're for you.



2



3



### Remember!

We are (We're) friends.  
 You are (You're) pretty.  
 They are (They're) flowers.

Are you brothers?  
 Yes, we are./No, we aren't.  
 Are they blue?  
 Yes, they are./No, they aren't.

### 4 Listen and choose.



### 5 Read and complete in your notebook.

I 1) **am** Holly and this 2) ... my family. My mum and dad 3) ... singers. 4) ... they famous? No, they 5) ... . But we 6) ... a very happy family!



### 6 Let's play!

- |  |  |
|--|--|
| 1 A Yes, it is.<br>B No, it isn't.       | 3 A Yes, they are.<br>B No, they aren't. |
| 2 A Yes, they are.<br>B No, they aren't. | 4 A Yes, it is.<br>B No, it isn't.       |





milkman  
drive

1 Listen and point. Then complete in your notebook.  

I'm a policeman in the town.  
All day long,  
I walk around!

*It's my job,  
It's what I do.  
It's my job,  
I like it, too!*

I'm a fireman in the town.  
All day long,  
I run around!

I'm a postman in the town.  
All day long,  
I ride around!

I'm a milkman in the town.  
All day long,  
I drive around!

Now sing and do! 

2 Let's play!

What am I?

Yes, I am.

Are you a policeman?





3 Read and write their names in your notebook. Then listen and read. 🎧



Meet my family! This is my grandpa, Tom and my grandma, Mary. My dad's name is Jack and he's a policeman. My mum's name is Molly. This is my sister, Claire. She's very funny! I love my family very much.

4 Portfolio: Draw and write in your notebook. 📄

5 Listen and say. Then read. 🎧



Grandma's at the zoo and the kangaroos, too!



1 Listen and read.



2 Read again and complete.

1 Those ... are nice!

2 Those ... are cool!

3 ... is funny!



present



roller-skates



teddy bear



bike



car




camera

### Remember!

**These** presents are for Tom.



**Those** roller-skates are cool!



**This - These That - Those**

**3** Look and complete in your notebook. Use: **This, That, These** or **Those**.



**1** **This** bike is great!



**4** ... teddy bears are nice!



**2** ... cameras are cool!



**5** ... car is cool!



**3** ... kites are cool!



**6** ... dogs are funny!

**4** Ask and answer.



**1** Alvin: What are these?  
Emma: They're teddy bears!  
Alvin: They're really nice!

**5** Let's play!



# Open it and see!

## 1 Listen and read.

1 Happy Birthday, Harry! Here are your presents!

Oh, thank you!

Look at all these boxes!

Oh, that's a nice bus!

2

Oh, what's this?

Open it and see!

3

Look! Two red lorries!

4

Wow! A big car! Thanks, everyone!

5

Help...

6

Cool! Now it's an aeroplane!

Get in, Harry!

Thanks, Erlina!

## 2 Read and correct.

1 That's a **big** bus!

2 Two **yellow** lorries!

3 A **small** car!

**KEY Words**



bus



lorry



helicopter



big



small

**3** Look and complete in your notebook.

**Alvin's Birthday List**



✓6



six blue robots

✓2



...

✓4



...

✓8



...

**Remember!**

box



boxes



bus



buses



glass



glasses



lorry



lorries



watch

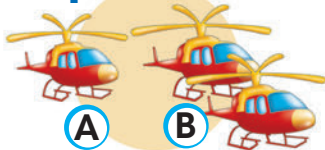


watches

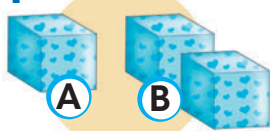


**4** Listen and choose A or B.


1




4



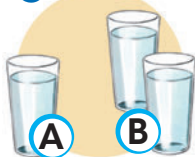
2




5



3



6




**5** Find Out: Look and talk with your friend.

A: Happy Birthday, Sam. Here's your present.

B: Wow! A car! Thank you.

A: You're welcome!




1 Listen and point.  

*It's my birthday today,  
It's my birthday today!  
These are my presents,  
It's my birthday today!*

Here's a **kite** and a **plane**,  
And a super toy **train**!  
These are my presents,  
It's my birthday today!

Here's a **ball** and a **car**,  
And a new toy **guitar**!  
These are my presents,  
It's my birthday today!

2 Now sing along! 2 Listen and answer in your notebook. Write a name or a number. 

- 1 What is the girl's name?  
**Anna**
- 2 How old is she?
- 3 What is Anna's friend's name?
- 4 Which class are they in at school?





guitar



old



new

3 Who are the cards from? Read and say. Then listen and read.



4 Portfolio: Make a birthday card for your friend.

5 Listen and say. Then read.



Look! It's a panda in a purple party hat.



# Troll Tales!



## Episode 2: Listen and read.

**1** Happy Birthday, Trog!

HAPPY BIRTHDAY Pog & Trog!

Happy Birthday, Pog!

**2** How old are you today?

Seven!

**3** Here are seven balloons.

**4** Wow! There are red, blue and yellow balloons!

They are for you!

**5** Be careful, Trog!

Ahhh! Whoops!!

Bye, Trog!



• Now take roles and read.

# Go Green! 2

## Let's Recycle!

1 Put the things into the correct bins!



2 Let's sing!  



Paper, plastic, glass and tin,  
Put it all in your recycling bin!  
Love our planet, keep it clean,  
Always remember the recycling bin!  
Recycle, hey!  
Recycle! Go!



# OUR WORLD

1 Read and match in your notebook.

I'm a taxi driver in New York, USA. My taxi is yellow.

I'm a taxi driver in London, England. My taxi is black.

2



I'm a taxi driver in Hong Kong, China. My taxi is red and grey.

1



3



A



C



B




2 Portfolio: Draw or stick a picture of a taxi in your town/city. Present it to the class.

# Checkpoint

Units 3-4


**1** Look, read and complete in your notebook.



1 Lee's .... 3 Lee's .... 5 Lee's ....  
2 Lee's .... 4 Lee's .... 6 Lee's ....

**2** Look, read and match in your notebook.

- 1 These are lorries.
- 2 These are boxes.
- 3 Those are buses.
- 4 That is a train.
- 5 This is a car.



**5** Read, think and choose.

## Now I can

- talk and write about my family
- talk about my toys
- talk about jobs
- count to 20

**3** Complete in your notebook.  
Use: **am**, **is** or **are**.

I **1**) ... Kim and this **2**) ... Pat. She **3**) ... my sister. My mum and dad **4**) ... teachers. They **5**) ... great! We **6**) ... a happy family!



**4** Read and choose.

- 1 **A:** Who's this?  
**B:** **a)** This is my dad.  
**b)** He's sad.
- 2 **A:** Are they friends?  
**B:** **a)** Yes, you are.  
**b)** Yes, they are.
- 3 **A:** Look at those puppets!  
**B:** **a)** They're really nice.  
**b)** Help!
- 4 **A:** What is it?  
**B:** **a)** Open it and see!  
**b)** Thank you!
- 5 **A:** Here's your present!  
**B:** **a)** A teddy bear! Thank you!  
**b)** You're welcome!



in English



bedroom



bed

1 Listen and read.



2 Which picture? Read and say the number.

- 1 Hi, Harry. **Picture 2** 2 Quick! Hide! 3 It's my computer. 4 Let's play!



TV



computer



computer game



phone



radio

### 3 Read and complete in your notebook.

1 I'm George.  
This is **my** bike.



2 We're brothers.  
This is ... cake.



3 Nice to meet you.  
What's ... name?



4 They're sisters.  
... names are  
Liz and Ann.




### Remember!

I am Tony. This is **my** brother.

I - my  
You - your  
He - his  
She - her  
It - its

We - our  
You - your  
They - their

### 4 Ask and answer.



A: What colour is his TV?

B: Blue.

### 5 Let's play!

1 What's his name?



B



2 What's her name?



P



Now write your Secret Agent name.



wardrobe

1 Listen and read.  



2 Read, match and say.

1 Erlina is under the wardrobe.  
 2 Alvin is on the desk.





bookcase



clock



cupboard




table



armchair

## Remember!



He's **behind** the tree.

Where is Alvin?

He's **under** the bed.



He's **in** the wardrobe.

He's **next to** the



He's **on** the cupboard.

bookcase.



### 3 Look, read and complete.

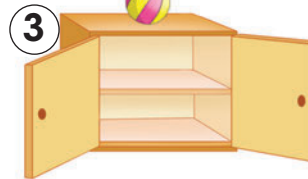
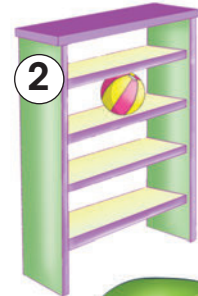
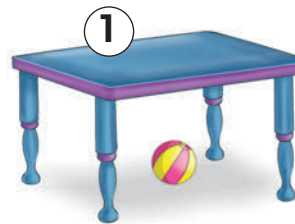


- 1 The picture is **next to** the bookcase.
- 2 The books are ... the bookcase.
- 3 The teddy bear is ... the table.
- 4 The vase is ... the table.
- 5 The lamp is ... the armchair.

### Memory Game!

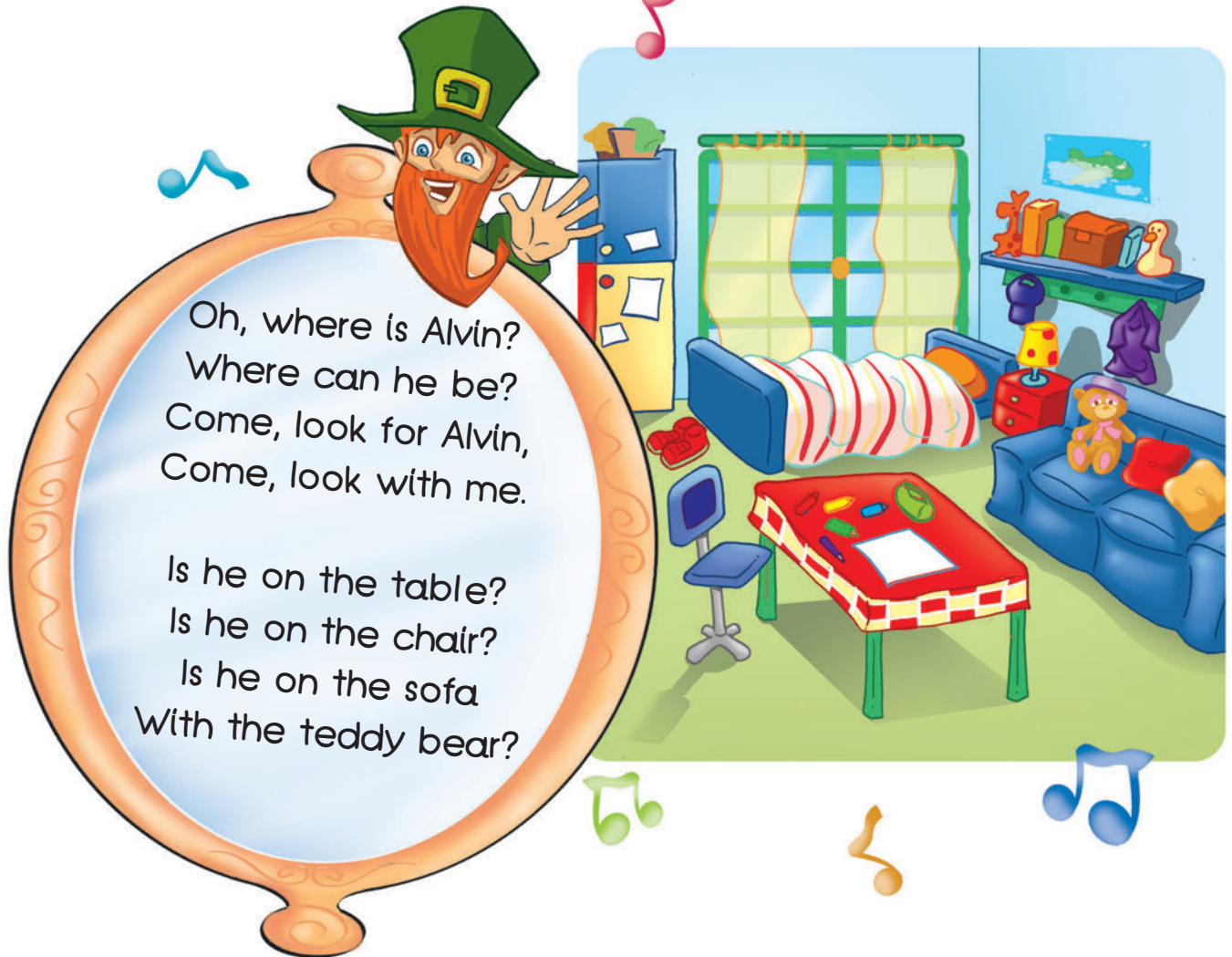
- A: Where's the picture?  
B: It's next to the bookcase.

### 4 Listen and write **yes** or **no** in your notebook.



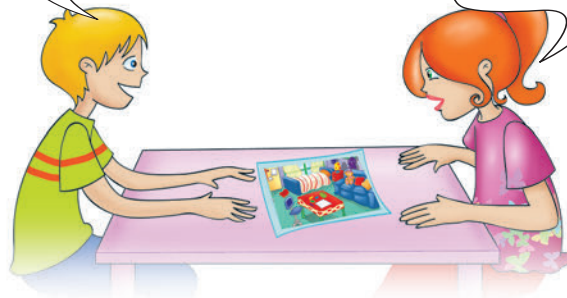
My Magic Files!  
Follow the Magic Trail

## Where's Alvin?

1 Listen and point.  2 Now sing along! 

2 Let's play!

Where's Alvin?

Is he behind  
the sofa?



sofa



mirror



CD



football team

3 Look, read and correct in your notebook. Then listen and read.



Hi! My name's Lucas and this is my room. My bed is 1) red and white – my football team's colours! My 2) trains and CDs are in my bookcase. That's my new 3) TV on my desk. My room is cool!

4 Portfolio: Draw and write in your notebook.

5 Listen and say. Then read.



Hi! I'm Anna and this is my room. My bed is pink and my desk is pink and white. My room is pretty!



A big brown bear in the bath.



1 Listen and read.  



2 Look, read and say **yes** or **no**.

- 1 There are spiders in the living room.
- 2 There's a mouse in the kitchen.
- 3 There are frogs in the bathroom.
- 4 There's a bath in the bathroom.



living room



kitchen



bathroom



door



frog



spider



ghost

### 3 Ghost Buster! Look and say.



There's a ghost on the bed.

### Remember!

There's a mouse on the table.



There are two mice on the bed.



There's = There is

### What's in your bedroom? Tell your friend.

In my bedroom there is ...

### 4 Look, read and say yes or no.

- 1 There are four rooms.
- 2 There's a dog in the bedroom.
- 3 There are five spiders in the bathroom.
- 4 There's a TV in the kitchen.
- 5 There's a red sofa in the living room.



### 5 Let's play!

Bedroom!



There's a bed in the bedroom!



cooker

1 Listen and read.  

**1** Listen! She's in the kitchen.

Where's Missy?

It's very dark in here!

Let's open the curtains.

**2**

Missy's in the old cooker!

Is there a bath in the bathroom?

**3**

Oh, Missy! You're so dirty!

**4**

Yes, but there are mice in the bathroom!

Look! There's a sink in here.

But no water ...

**5**

Shazam!

Missy, you're nice and clean now!

**6**

Yes, but we're all dirty!

2 Read and match in your notebook.

- 1 Missy's in
- 2 There are
- 3 There's a

- a mice in the bathroom!
- b sink in here.
- c the old cooker!



fridge



sink



bath



clean



dirty

### Remember!

Is there a sofa? Yes, there is./No, there isn't.

Are there any chairs? Yes, there are./No, there aren't.

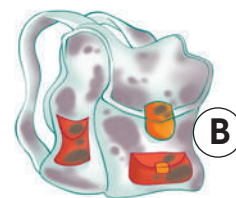
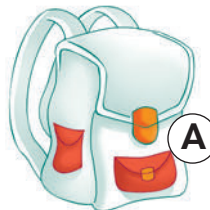
### 3 Look and answer.




- 1 Is there a lamp?
- 2 Is there a sink?
- 3 Are there any mirrors?
- 4 Are there any chairs?
- 5 Is there a phone?
- 6 Is there a fridge?

### 5 Listen and choose.

1 Which is Nick's schoolbag?




2 Where's the fridge?



3 Which is Erica's room?



### 4 Find Out: Choose. Then talk with your friend.



A: Is there a fridge in your kitchen?

B: Yes, there is. It's next to the cupboards.






picture

1 Look, listen and choose.  

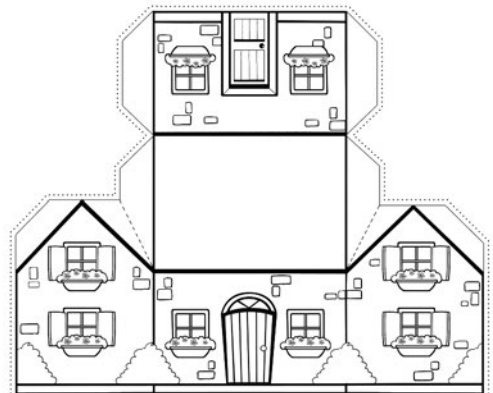
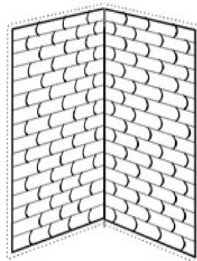
- \* An *itzy bitzy* house is a                      a small house.                      b big house.

Welcome  
to my house.  
My *itzy bitzy* house.  
It's an *itzy bitzy* house for two!  
There are pictures on the wall.  
There's a carpet on the floor.  
And curtains in the window, too!  
There are pictures on the wall.  
There's a carpet on the floor.  
And cushions on the armchair, too!



Now sing along! 

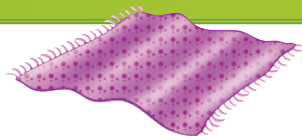
2 Project Work: Let's make an *Itzy Bitzy House*! 







wall



carpet



floor



curtain



cushions

**3** Read and complete in your notebook. Then listen and read.

\* There are ... rooms in Melvyn's house.

Welcome to my house!  
There's a small living room, a kitchen, a very small bedroom and a bathroom, too! Look! There are pictures on the walls! There's a lovely green carpet in every room. My small house is so nice!




**4** Portfolio: Draw and write in your notebook.

**5** Listen and say. Then read.



Welcome to my house!  
There are three rooms.  
There are pictures on the wall and carpets on the floor. My house is so nice!




The small ball is on the wall.



# Troll Tales!

## Episode 3: Listen and read.



• Now take roles and read.

# Go Green! 3

## It's a Bug's World!

1 Look at the picture, find the bugs and point to them. 



bee



butterfly



ant



ladybird



spider



worm



2 Now look at the picture again and complete in your notebook.

- 1 The butterfly is **in** the air.
- 2 The ladybird is ... a leaf.
- 3 The worm is ... a stone.
- 4 The ants are ... the grass.
- 5 The spider is ... a branch.
- 6 The bee is ... a flower.



# OUR WORLD

1 Read and choose.



This is my house in London,  
1) **England**  
2) **Australia**. It's quite big. There is  
a garden and a garage for our car.

the garage

my dad's car



My home is a flat in Paris,  
2) **France**  
1) **Germany**. There isn't a garden  
but there's a very nice balcony.

there are plants  
on our balcony

2 **Portfolio:** Draw or stick a picture of your house.  
Present it to the class.

# Checkpoint

Units 5-6

**1** What's in the bedroom? Look and write **yes** or **no** in your notebook.


- 1 radio
- 2 wardrobe
- 3 bed
- 4 bookcase
- 5 sofa
- 6 mirror
- 7 computer
- 8 phone
- 9 TV



**2** Now look again and choose. 

- 1 There's a radio **on/under** the bed.
- 2 There's a bookcase **behind/in** the bed.
- 3 There's a computer **on/next to** the desk.
- 4 There's an umbrella **under/behind** the bed.
- 5 There's a phone **in/under** the desk.
- 6 There's a chair **on/behind** the desk.

**3** Read and complete in your notebook. Use: **there is** or **there aren't**.



**4** Read and complete.

1 This is Sam. ... house is big.



2 This is Fiona. ... bed is pink.



3 I'm Barry. This is ... computer.



4 We're Mary and Lisa. ... hands are dirty.



5 Jimmy, is this ... book?



**5** Read, think and choose.

## Now I can

- talk about my house and furniture
- talk about possessions
- talk about location



in English



kitten

nose

1 Listen and read.

1 It's a lovely day!

Let's go for a walk.

Listen! What's that?

It's a kitten!

It's got a small nose and small, pink ears.

3 Oh, it's so cute!

Look, it's in the tree.

Lee, be careful!

4 And it's got blue eyes.

Oh, no!

6

2 Read, correct and say.

The kitten has got a **big** nose and small, **blue** ears.



ear



eyes



mouth



face

dark hair



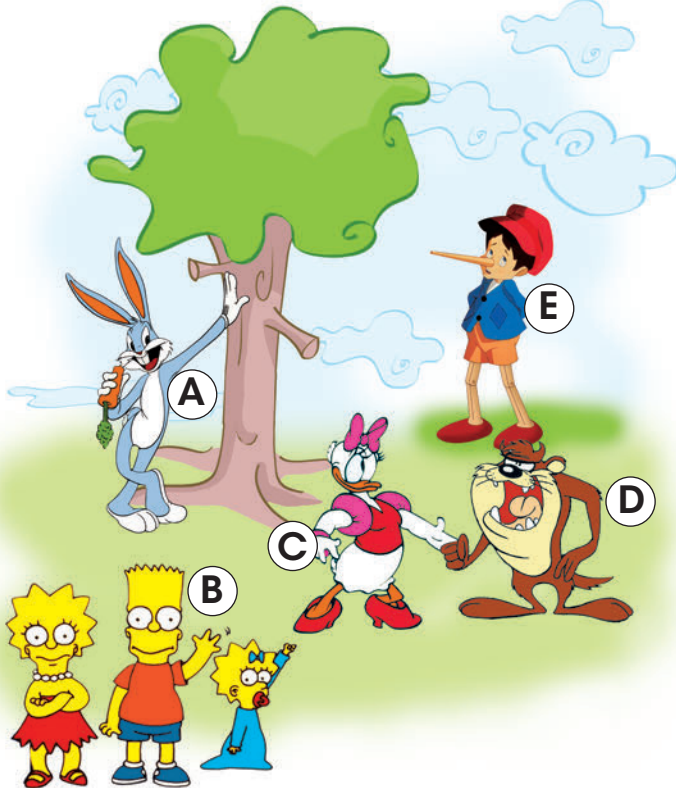
fair hair

### Remember!

I/You/We/They've got blue eyes.  
He/She/It's got small ears.

I've = I have      He's = He has

### 3 Funny Faces! Complete and match in your notebook.



- 1 He's got long ears.
- 2 He ... got a big nose.
- 3 They ... got fair hair.
- 4 She ... got big eyes.
- 5 He ... got a big mouth.

### 4 Listen and choose.

- Which one is Sammy?



A



B



C

### 5 Talk with your friend.



- A: What's Lee like?  
B: He's got dark hair and brown eyes.





body



leg

1 Listen and read.



1 Look, it hasn't got a big body!

2 But it's got a long tail.  
We've got wet legs and feet.

3 Ugh! I've got wet hair.

4 Yes, but we haven't.

5 Time for some fun!

6 Now we're all wet!

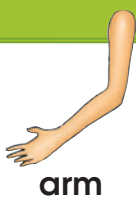
2 Read and choose.

- 1 I've got wet hair.  
a Lee                      b Emma
- 2 We've got wet legs and feet.  
a Emma & Mona        b Lee & Harry





hand



arm



head



long tail



wet

### Remember!

**Have** I/you/we/they **got** wet hair?  
 Yes, I/you/we/they **have**.  
 No, I/you/we/they **haven't**.

**Has** he/she/it **got** big ears?  
 Yes, he/she/it **has**.  
 No, he/she/it **hasn't**.





I **haven't got** blue eyes.  
 She **hasn't got** big ears.

### 3 Look, read and answer.



- 1 Has Henry got a small head?  
**No, he hasn't.**
- 2 Has Charlie got long arms?
- 3 Have Gill and Gemma got short legs?
- 4 Have Kenny and Kim got long tails?

### 4 Read and match in your notebook. Then listen and check.



### 5 Let's play!

Have I got a big nose?



Yes, you have.



1 Listen and read.  



I've got hair on my ears.  
I've got hair on my head.  
I've got hair on my tail.  
I've got hair on my legs!



*I've got hair everywhere,  
From my head to my feet!  
I've got hair everywhere,  
I'm a kitten and I'm sweet!*




I've got hair on my tummy.  
I've got hair on my feet;  
And when I lick my body,  
I've got hair on my teeth!



2 **Project Work:** Let's make a mask. 

Now sing and do! 



3 Read and choose. Then listen and read. 🎧

**MY HERO!** by Dylan

My hero is Shrek. He is very funny. He's got a **1) big/small** head and **2) brown/blue** eyes. Look at his ears! They're very long! Shrek has got **3) big/small** hands and feet, too. He's fantastic!



4 Portfolio: Draw and write in your notebook. 📄

My hero is Scrat. He's got big eyes and a big nose. He's got a long tail, too! He's fantastic!

5 Listen and say. Then read. 🎧



Monty the mouse has got a big mouth!



play the piano

1 Listen and read.

1 Look! It's the school Talent Show!

2 Mona, can you sing?  
Yes, I can! Can you play the piano?

3 Come on! Let's go!  
Yes, I can!

4 Well, I can play the guitar! Girls, wait!

5 I can't sing or play the piano.

6 I can help you, Harry! I've got an idea!

2 Read and match in your notebook.

- 1 Mona can
- 2 Emma can
- 3 Lee can

- a play the piano.
- b play the guitar.
- c sing.



dance



jump



fly



ride a horse



swim



draw

### Remember!

I/You **can** swim.

He/She/It **can** sing.

I/you **can't** draw.

He/She/It **can't** fly.

**Can** you draw?

Yes, I **can**./No, I **can't**.

I **can't** = I **cannot**

**3** Look and write in your notebook.

**4** **Find Out:** Copy in your notebook. Then find someone who can ...

### CAN CAN'T



She **can't** play the piano.



It ... sing.




He ... ride a bike.



He ... dance.



She ... swim.



It ... jump.

	name
1 play the piano.	?
2 dance.	?
3 ride a horse.	?
4 swim.	?
5 draw.	?
6 ride a bike.	?

**A:** Julie, can you play the piano?

**B:** Yes, I can.

**Now tell the class.**

Julie can play the piano ...

**5** **Let's Play!**

I can dance.

I can sing.



1 Listen and read.  

## 2 Which picture? Read and say.

- 1 Who can help me? **Picture 2**  
2 This is for you!

- 3 A white rabbit!  
4 Here is the Amazing Harry!



glasses



rabbit



magician



see

3 Look, read and match in your notebook.

1 They can

2 They can

3 They can

4 They can

- a fly.
- b hop.
- c jump.
- d run.

**Remember!**

We/you/they **can** sing.

**Can** we/you/they swim?  
Yes, we/you/they **can**.  
No, we/you/they **can't**.

We/you/they **can't** fly.

4 Look and answer. Write in your notebook.

- Yes, we can.
- No, we can't.

1


Yes, we can.

2

5 Let's sing!

We're Zappy and Zip.  
We can do magic tricks!  
What can we do?  
What can we do?  
We're Zappy and Zip.  
We can do magic tricks!  
We can fly, we can fly!  
Zipperoo!



1 Listen and match in your notebook.  

<p>1 <b>BEEP!</b></p> <p>(a) bike</p>	<p>2 <b>Yeeow!</b></p> <p>(b) plane</p>	<p>3 <b>RING!</b></p> <p>(c) car</p>
---------------------------------------	---	--------------------------------------

Beep! Beep! Beep!  
I can drive my car  
Seat belt on, watch me go!  
Beep! Beep! Beep!  
I can drive my car  
Sometimes fast and sometimes slow!

Yeeow! Yeeow! Yeeow!  
I can fly my plane  
Seat belt on, watch me go!  
Yeeow! Yeeow! Yeeow!  
I can fly my plane  
Sometimes fast and sometimes slow!

Ring! Ring! Ring!  
I can ride my bike  
Helmet on, watch me go!  
Ring! Ring! Ring!  
I can ride my bike  
Sometimes fast and sometimes slow!



 Now sing and do! 





seat belt



helmet



fast



slow



do karate

2 Read and say **yes** or **no**. Then listen and read.

1 Scott is nine years old.

2 He can do karate.



My name's Scott and I'm eight years old. I can do a lot of things. I can swim and I can do karate, too. Look at me in my car! I can drive really well. Watch me go!



3 Portfolio: Draw and write in your notebook.

4 Listen and say. Then read.



My name's Emily. I'm nine years old. I can sing and I can dance, too.



The circus clown can colour the circles.



# Troll Tales!

## Episode 4: Listen and read.

Where's the gold, Pog?



There, under the rainbow, Trog.

Can we walk to the rainbow?



No, we can't.

Can we fly to the rainbow?



Well, we haven't got a plane, but ...

... we've got Popsie!



Yes!! Now we can fly there!



No more pixie dust!

• Now take roles and read.

# Go Green! 4

In my garden I can..!



see



hear



taste



smell



feel

1 Find, point and say.



2 Let's sing! 🎵 📻

My Garden  
of Wonder!

I can taste the apples.  
I can smell the flowers.  
I can see the funny spider!  
I can hear the birds.  
I can touch the trees.  
My garden's full of wonder!



# OUR WORLD



## Rachel Atherton

This is **Rachel Atherton**. She's from the UK. Rachel's got red hair and brown eyes. She can ride a bike really well.

## Răzvan Marin

This is **Răzvan Marin**. He's from Romania. Răzvan Marin's got short dark hair and green eyes. He can play football really well! He's great!



### 1 Read and answer.

- 1 Who's from Romania?
- 2 Who's got red hair?
- 3 Who can play football?
- 4 Who can ride a bike?

2 **Portfolio:** Write about your favourite sports person in your notebook.

# Checkpoint

Units 7-8

## 1 Look and choose.



1

It's got a short tail/hair.



2

They've got hair on their feet/arms.



3

It's got big ears/eyes.



4

He's got a big nose/mouth.



5

It's got three hands/heads.

## 2 Make sentences in your notebook.



Frank

Lisa



Rita



Sue

- |   |          |       |                 |
|---|----------|-------|-----------------|
| 1 | The frog | can   | jump.           |
| 2 | Frank    | can   | swim.           |
| 3 | Lisa     | can't | ride a bike.    |
| 4 | Rita     | can't | ride a horse.   |
| 5 | Sue      | can   | play the piano. |

## 3 Write the plurals in your notebook.

- |   |       |   |       |   |       |
|---|-------|---|-------|---|-------|
| 1 | man   | 3 | child | 5 | woman |
| 2 | tooth | 4 | foot  |   |       |


## 4 Read and answer in your notebook.

- Can you sing?
- Can you ride a horse?
- Have you got a brother?
- Can you fly?
- Have you got blue eyes?
- Can you play the piano?

## 5 Read, think and choose.

### Now I can

- identify parts of the body
- talk about appearance
- talk about abilities



in English



## 1 Listen and read.

1 Hi, Emma! Your T-shirt's nice.

2 Hey! Emma! Mona! What are you doing?

3 Your trousers are nice, too!

4 We're picking flowers.

5 We're playing football!

6 No, I can't! I'm wearing my new trousers!

7 Come on!

8 And I'm wearing my new T-shirt!

9 That's the problem!

10 So? What's the problem?

## 2 Read, choose and say.

- |                          |                            |                            |
|--------------------------|----------------------------|----------------------------|
| 1 Mona's wearing new ... | 2 Emma's wearing a new ... | 3 The boys are playing ... |
| a trousers.              | a T-shirt.                 | a football.                |
| b shoes.                 | b dress.                   | b the guitar.              |



trousers



shirt



skirt



T-shirt



shoes

### Remember!

I'm wearing my new shirt.  
 He/She/It's playing in the sun.  
 We/You/They're picking flowers.

I'm = I am  
 He's = He is  
 We're = We are

### 3 What are they doing? Look and complete in your notebook.

- 1 She's playing the guitar.
- 2 ... reading a book.
- 3 ... singing.
- 4 ... playing football.
- 5 ... picking flowers.



### 4 Listen and match in your notebook.

### 5 Let's play!

1 Nick

2 Bill



3 May

4 Kim

Alvin's new clothes!



### What are they wearing? Look again and say.

1 Listen and read.  

## 2 Which picture? Read and say.

1 Good idea!

Picture 5

3 It's raining!

2 Hooray!

4 Erlina!





It's raining.



It's snowing.



It's sunny.



It's windy.



It's cold.



It's hot.

### Remember!

It's raining.

We're getting wet.

rain - raining

**BUT**

get - getting

The sun is shining.

play - playing

shine - shining

### 3 Look and complete in your notebook.

It's a lovely day in the Magic Forest. Look!

- 1 Mona is ... .
- 2 Erlina is ... .
- 3 Alvin and Willow are ... .
- 4 Lee and Emma are ... a bike.
- 5 Harry is ... the guitar.



### 4 Look and match in your notebook.

- 1 Oh, no! We're getting wet!
- 2 Look, it's having a bath!
- 3 The sun is shining! Let's go to the park!



a



b



c

### 5 What's the weather like today? Look and say.



1

2

3



## Who's wearing ...?

1 Listen and point.  

Who's wearing glasses?  
Glasses! Glasses!  
Who's wearing glasses?  
I know! It's Ben!

Who's wearing red socks?  
Red socks! Red socks!  
Who's wearing red socks?  
I know! It's Pam!



2 Now sing along! 

2 In groups, sing about Jack and Katie. 

Who's wearing blue shorts?

Who's wearing brown boots?



socks



boots



shorts



trainers




jacket

3 Read and match in your notebook.  
Then listen and read.

## My Magic Moments!



a



b



c

- 1 This is me and Sid the snowman. It's snowing. Sid's wearing my jacket and Dad's hat!
- 2 This is me in Spain. It's very hot and sunny. Look at me. I'm wearing a very funny T-shirt!
- 3 This is me at my birthday party. I'm wearing my new pink trainers!

by Lisa

4 Portfolio: Draw and write in your notebook.



This is me at Disneyland. It's a very hot day. I'm wearing a Mickey Mouse hat.

5 Listen and say. Then read.



His shirt is too short and his shorts are too long!

## 1 Listen and read.

Great! Let's go and look at all the animals!



Let's go on the train!



Wow! Look at the zebras!



They're running really fast!

They're not hippos!  
They're rhinos!



What are the hippos eating?



Why is the train stopping?



Because there's a zebra crossing!

## 2 Which picture? Read and say.

1 Let's go on the train!

Picture 2

3 They're not hippos!

2 Why is the train stopping?

4 Look at the zebras!



lion



hippo



rhino



eat



drink



sleep



cross

### Remember!

**Am** I eating?

Yes, you **are**./No, you **aren't**.

**Are** you eating?

Yes, I **am**./No, I'm **not**.

**Is**  $\left\{ \begin{array}{l} \text{he} \\ \text{she} \\ \text{it} \end{array} \right\}$  eating?

Yes, he/she/it **is**.

No, he/she/it **isn't**.

**Are**  $\left\{ \begin{array}{l} \text{we} \\ \text{you} \\ \text{they} \end{array} \right\}$  eating?

Yes, we/you/they **are**.

No, we/you/they **aren't**.

### 3 Look and complete in your notebook.

1 **Are** the lions sleeping?

No, they **aren't**.

2 ... the giraffe eating?

Yes, ... .

3 ... the hippos running?

No, ... .

4 ... the zebras swimming?

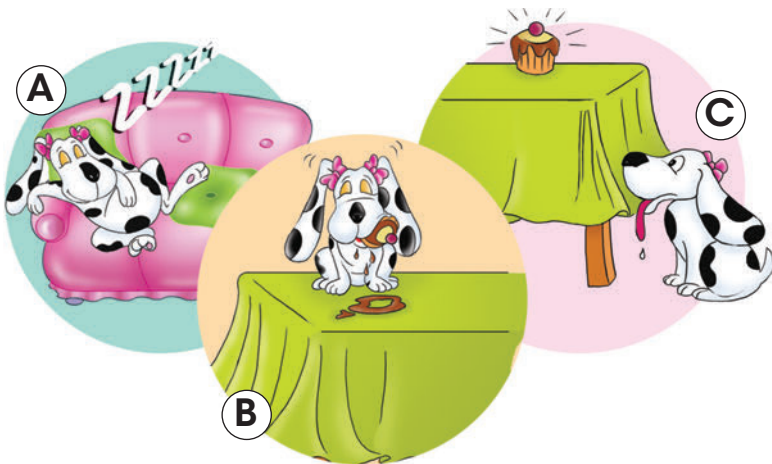
No, ... .

5 ... the rhino drinking water?

Yes, ... .



### 4 Listen and number in your notebook.



### 5 Let's play!



### Now act out the story.

1 Listen and read.  



2 Read and say the animals you see.

1 monkey

2 seals

3 hippo

4 elephant



climb

monkey



crocodile



elephant



seal



boat

### Remember!

Is the monkey **climbing**? No, it **isn't climbing**. It's **running**.

### 3 Spot the differences!



A: In picture A, Lee is flying a kite.

B: In picture B, Lee isn't flying a kite. He's riding a bike.

### 4 Talk with your friend.



A: Look at the hippos. What are they doing?

B: They're eating.

A: Eating? Cool!

### 5 What am I? Guess!



I'm green. I've got a long tail and a big mouth. I can swim. What am I?



## Two funny rabbits!

1 Listen and read.  

Two funny rabbits  
Are hopping away,  
Hopping away, hopping away.

Two funny rabbits  
Are hopping away,  
Hopping away today!

Two funny ducks  
Are flying away,  
Flying away, .....!

Two funny sheep  
Are running away,  
Running away, .....!



2 Now sing and do! 

2 Look at the picture again and say **yes** or **no**.

- 1 There are nine animals on the farm.
- 2 The cow is sleeping.

- 3 The chicken has got five eggs.
- 4 The goat is drinking water.
- 5 The sheep are flying.





farm



duck



sheep



cow



chicken



goat

3 What's wrong with the picture? Read and correct in your notebook. Then listen and read.

Dear Mum and Dad,  
I'm having a great time on the farm. It's sunny today. I'm wearing my new blue shorts. I'm helping grandpa with the cows. I love it here!  
See you soon,  
Ben



4 **Portfolio:** Draw and write in your notebook.



Dear Mum and Dad,  
I'm having a great time on the farm. I love it here!  
See you soon,  
Laura

5 Listen and say. Then read.



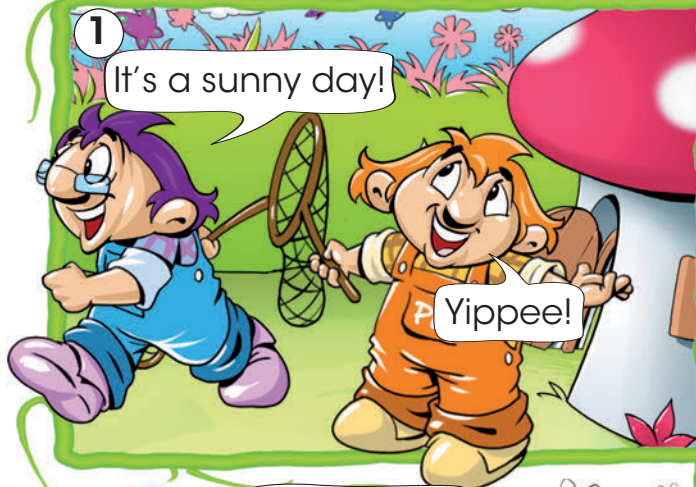
Are you wearing **trainers** on the farm?



# Troll Tales!



## Episode 5: Listen and read. 🎧



• Now take roles and read.

# Go Green! 5

## Fun on the farm!

1 Which animals are *Farm Animals*? Look and say. 



2 What's on a farm? Look and choose.




tractor



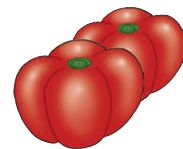
seal



turkey



carrots



tomatoes



bus

3 **Portfolio:** In groups, make your own farm. Present it to the class.



# OUR WORLD

1 Read and match.

A We're riding on the Log Ride.

B I'm having breakfast with Tigger.



This is me at Alton Towers with my friends. 2) ... Can you see me? I'm wearing glasses.



This is me at Disneyland, Paris.  
1) ... My mum is taking the picture.

2 Portfolio: Draw or stick a picture of yourself having fun. Present it to the class.

# Checkpoint

Units 9-10


**1** Look, read and match in your notebook.

- a It's snowing. I'm wearing my jacket and my boots.
- b It's sunny. I'm wearing my T-shirt and my skirt.
- c It's hot. I'm wearing my T-shirt and my shorts.
- d It's cold. I'm wearing my jacket and my trousers.



**2** Look and say **yes** or **no**.

**3** Choose. 



- 1 The monkey is climbing a tree.
- 2 The elephants are sleeping.
- 3 The lion is running.
- 4 The giraffes are eating.

- 1 **A:** Are you wearing glasses?  
**B:** a) Yes, he is.  
b) Yes, I am.
- 2 **A:** Is the seal sleeping?  
**B:** a) No, it is.  
b) No, it isn't.
- 3 **A:** Are the girls picking flowers?  
**B:** a) Yes, they aren't.  
b) Yes, they are.
- 4 **A:** Are we wearing socks?  
**B:** a) No, you aren't.  
b) Yes, you aren't.

**4** Read, think and choose.

## Now I can

- talk about clothes
- say what the weather is like
- talk about animals
- read and write about actions happening now




in English



It's one o'clock.

breakfast

1 Listen and read.  



2 Read and match in your notebook.

- 1 It's one o'clock!
- 2 Do you like tomatoes?
- 3 Here you are, Harry.

- a Thanks, Mona.
- b It's lunchtime!
- c Yes, I do.



lunch




dinner



tea



sausage



hot dog



sandwich





burger

### Remember!

I **like** carrots.  
 I **don't like** apples.  
 Do you **like** tomatoes?  
 Yes, I **do**./No, I **don't**.

### 3 Look, choose and say.

- I like ... Yummy!
- I don't like ... Yuk!



### Find Out: Now talk with your friend.

- 1 **A:** Do you like carrots?  
**B:** Yes, I do. Yummy! or  
 No, I don't. Yuk!

### 4 Listen and choose.

1

2


3

4

### Now ask and answer.

- 1 **A:** What time is it?  
**B:** It's eight o'clock.  
**A:** Eight o'clock?  
**B:** Yes. It's breakfast time!

### 5 Let's Play!





1 Listen and read.  

**1** Hi, Mum! What are you doing?

I'm making some cakes.

**2** Can we help?

Of course!

**3** Are there any eggs in the fridge?

Yes, there are.

**4** Good! Is there any sugar in the cupboard?

Yes, there's something very sweet in the cupboard.

**5** Here we are! Fairy cakes!

Fairy cakes?

**6** Look, Erlina! Fairy cakes!

Don't worry! There aren't any fairies in them!

2 Which picture? Read and say.

- |                                       |                                     |
|---------------------------------------|-------------------------------------|
| 1 Can we help? <b>Picture 2</b>       | 3 Here we are!                      |
| 2 Is there any sugar in the cupboard? | 4 There aren't any fairies in them! |





ice cream



juice



milk



rice



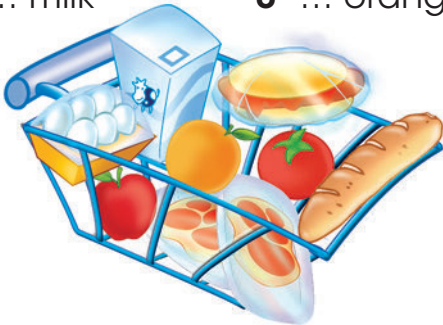
meat



bread

**3** Write **a**, **an** or **some** in your notebook.

- |                    |              |
|--------------------|--------------|
| 1 <b>a</b> hot dog | 5 ... bread  |
| 2 ... eggs         | 6 ... tomato |
| 3 ... apple        | 7 ... meat   |
| 4 ... milk         | 8 ... orange |



**4** Look and complete in your notebook.



- There **is some** milk.
- There ... cheese.
- There ... tomatoes.
- There ... potatoes.
- There ... orange juice.
- There ... water.

**Remember!**

- |                 |                  |
|-----------------|------------------|
| <b>a</b> carrot | <b>some</b> rice |
| <b>an</b> egg   | <b>some</b> eggs |

There is **some** cheese.

There are **some** eggs.

There isn't **any** milk.

There aren't **any** apples.

Is there **any** ice cream?


Are there **any** tomatoes?

**5** What's in the fridge? Memory game.


Are there any tomatoes?

Yes, there are.






1 Listen and read.  



Are there any burgers?  
Are there any peas?  
Is there any chicken?  
Is there any cheese?

*Listen to my tummy,  
Glipper, glapper, glupper!  
Listen to my tummy,  
I'm ready for my supper!*



Are there any apples?  
Are there any eggs?  
Is there any chocolate?  
Is there any bread?



2 Now sing and do! 

2 Let's play!

In my fridge  
there are some  
pineapples.



In my fridge  
there are some  
pineapples and  
some cheese.



honey



butter



cereal



pineapple



peas



banana



chocolate

### 3 Who is who? Read and find out. Then listen and read.



## My Favourite Meal

by Class 3A

My favourite meal is breakfast. Breakfast is at eight o'clock. I like toast, butter and honey for breakfast. Yummy!

**Ben, 11**

My favourite meal is lunch. Lunch is at twelve o'clock. I like sandwiches, apple juice and chocolate for lunch. Yummy!

**Katie, 10**

My favourite meal is supper. Supper is at seven o'clock. I like chicken, peas and orange juice for supper. Yummy!

**Emily, 11**

### 4 Portfolio: Draw and write in your notebook.

### 5 Listen and say. Then read.



My favourite meal is breakfast. I like cereal with milk and toast with butter and honey. Yummy!



Dean is eating chocolate ice cream.



get up



go to work

1 Listen and read.  

1 Alvin gets up at seven o'clock every day.




2 He goes to work at eight o'clock.



3 He has lunch at one o'clock.



4 In the afternoon he goes jogging!



5 Every evening he has a shower.



6 At night he listens to music.



7 And at ten o'clock he goes to bed.





watch TV go jogging have a shower listen to music go to bed do homework

## Remember!

I/You **go** to school at nine o'clock.  
 He/She/It **gets** up at seven o'clock.  
 I/You **don't go** to bed late.  
 He/She/It **doesn't watch** TV in the afternoon.

**Do** I/you listen to music in the evening?  
 Yes, I **do**./No, I **don't**.  
**Does** he/she/it have a shower at night?  
 Yes, he/she/it **does**.  
 No, he/she/it **doesn't**.

get → gets

have → has

go → goes

**2** What does Emma do every day? Read and complete in your notebook.

**Now look and say.**

### In the morning

Emma **1** ... (**get up**) at seven o'clock and **2** ... (**have**) breakfast. She **3** ... (**go**) to school at nine o'clock.

### In the afternoon

Emma gets home at four o'clock. Then she **4** ... (**do**) her homework and **5** ... (**watch**) TV.

**In the evening**

**At night**



**3** Ask and answer.

**A:** Does Emma get up at six o'clock?

**B:** No, she doesn't. She gets up at seven.

**4** What about you? Tell the class.

*In the morning, I have breakfast ...*

## Let's play!

I **pip pop** in the morning.

What time do you **pip pop**?

At seven o'clock.

Do you get up?

Yes!

**1** Listen and read.  

In summer, the flowers give food to the bees!





summer



autumn



winter



spring



baby



bird



give

## Remember!

We/You/They **pick** fruit in summer.  
We/You/They **don't** go to school in summer.

**Do** we/you/they pick fruit in winter?  
Yes, we/you/they **do**.  
No, we/you/they **don't**.

## 2 Fairies in the forest! Read and match in your notebook.

- The spring fairies fly kites and pick flowers.
- The autumn fairies make umbrellas and collect fruit and nuts.
- The winter fairies dance in the snow and ski down the branches of the trees.
- The summer fairies swim all day and sing with the birds.



## Find Out: Now talk with your friend.

- A: What's your favourite season?  
B: Spring.  
A: What do you do in spring?  
B: I fly my kite.



1 Listen and point.  



Tick Tock, it's eight o'clock,  
Another lovely day!  
I have a shower, I go to school,  
I'm happy it's today!



Tick Tock, it's one o'clock,  
Another lovely day!  
I eat my lunch, I play outside,  
I'm happy it's today!



Tick Tock, it's six o'clock,  
Another lovely day!  
I watch TV, I ride my bike,  
I'm happy it's today!




Tick Tock, it's ten o'clock,  
Another lovely day!  
I read a book, I go to sleep,  
I'm happy it's today!



Now sing and do! 

2 Look and say.

1 Harry's favourite day is Friday.





3 Read and choose the best title. Then listen and read.

My favourite day

At the cinema

Days of the week

My favourite day is Sunday. On Sundays I get up late and I have a big breakfast! Then I play football with my friends in the park. In the afternoon, I go to the cinema with my father. I love Sundays!



4 Portfolio: Draw and write in your notebook.


5 Listen and say. Then read.



My favourite day is Saturday. I go to the park with my friends. I love Saturdays!



Sharon sells shoes on Saturdays.



# Troll Tales!



## Episode 6: Listen and read.

**1** Hooray! It's Saturday!

Let's go to the fair!

Boo, hoo! No one likes my cakes.

**2** Look! There are some cakes over there.

Great!

**3** Oh, hi, Trog! Do you like cakes?

**4** Yes, I do. They look tasty.

Ha, ha... you look like a big strawberry now!

**5** Mmm... yummy!

**6** Oh no! HELP











• Now take roles and read.

# Go Green! 6


## Veggie Power!



1 Look and say which part we eat!

	 Bulb	 Root	 Leaves	 Fruit	 Seeds
 Garlic					
 Carrot					
 Lettuce					
 Tomato					
 Corn					

2 Make your Veggie Power salad!





# OUR WORLD

1 Read and match in your notebook.



B



A

- 1 Hello, I'm Winnie the Pooh. I'm from the UK. My favourite food is honey.
- 2 Hi, I'm Bugs Bunny. I'm from the USA. I like carrots. Yummy!
- 3 Hello. I'm Pucca. I'm from Japan. My favourite food is sushi!

C




2 Portfolio: Draw or stick a picture of your favourite cartoon character. Present it to the class.

# Checkpoint

Units 11-12

## 1 Read and match in your notebook.

- 1 I like burgers. Yummy!
- 2 I don't like meat. Yuk!
- 3 I like chocolate. Yummy!
- 4 I don't like carrots. Yuk!
- 5 I don't like milk. Yuk!
- 6 I like pineapples. Yummy!



## 2 Read and complete in your notebook.

- |  |  |
|--|--|
| <ol style="list-style-type: none"> <li>1 <b>A:</b> When ... you ... to school?<br/><b>B:</b> ... eight o'clock.</li> <li>2 <b>A:</b> When ... Emma ... TV?<br/><b>B:</b> ... the afternoon.</li> <li>3 <b>A:</b> When ... you ... lunch?<br/><b>B:</b> ... one o'clock.</li> </ol> | <ol style="list-style-type: none"> <li>4 <b>A:</b> When ... Lee ... a shower?<br/><b>B:</b> ... the evening.</li> <li>5 <b>A:</b> When ... Alvin and Erlina ... to music?<br/><b>B:</b> ... night.</li> <li>6 <b>A:</b> When ... Mona ... to bed?<br/><b>B:</b> ... nine o'clock.</li> </ol> |
|--|--|

## 3 Read and answer.

- |   |  |
|---|--|
| <ol style="list-style-type: none"> <li>1 What's your favourite season?</li> </ol> | <ol style="list-style-type: none"> <li>2 What do you do in ...?</li> </ol> |
|---|--|

## 4 Read, think and choose.

### Now I can

- talk about food
- talk about likes and dislikes
- tell the time
- read and write about daily routines
- talk about seasons
- say the days of the week



in English



# OUR SCHOOL

## GEOGRAPHY

1 Look and match in your notebook.

1



A



4



2



B



5



3



C



6





2 **Portfolio:** In groups, make a map of your country. Include pictures (animals, buildings, people, food, etc).

# OUR SCHOOL

## MATHS



**1** What is Mona's favourite toy? Break the code!

 <b>A</b>	 <b>B</b>	 <b>C</b>	 <b>D</b>	 <b>E</b>	 <b>F</b>
 <b>G</b>	 <b>H</b>	 <b>I</b>	 <b>J</b>	 <b>K</b>	
 <b>L</b>	 <b>M</b>	 <b>N</b>	 <b>O</b>	 <b>P</b>	
 <b>Q</b>	 <b>R</b>	 <b>S</b>	 <b>T</b>	 <b>U</b>	
 <b>V</b>	 <b>W</b>	 <b>X</b>	 <b>Y</b>	 <b>Z</b>	



It's a



!

**2** Write down your favourite toy in code.



# OUR SCHOOL TECHNOLOGY

1 Read and match in your notebook.

- 1 This is a glass door.    2 This is an aluminium door.    3 This is a wooden door.



2 This is your new house. Copy and design a front door for it.





# OUR SCHOOL

## LITERATURE



1 Look and match. 



**A** Cha-cha-cha!

**B** Splash-splash-splash!



**C** Boing-boing-boing!

**D** Plink-plink-plink!

2 Complete the poem in your notebook.

I can dance, I can dance,

**Cha - cha - cha!**

I can swim, I can swim,

...

I can play the piano,

...

I can jump, I can jump,

...



3 **Portfolio:** Make your own poem.

# OUR SCHOOL GEOGRAPHY



In Alaska, it is very cold and there is a lot of snow.



In Australia, it is very hot and sunny.

**1** Pack your suitcase! Look and match in your notebook.



**2** Portfolio: Choose a country. Pack your suitcase. Present your picture to the class.




1 Read and complete in your notebook.

### Spring

1)  **Bees**  
move to a new home.

### Summer

Bees fly from flower to flower  
2)  ...  
They make a lot of honey.

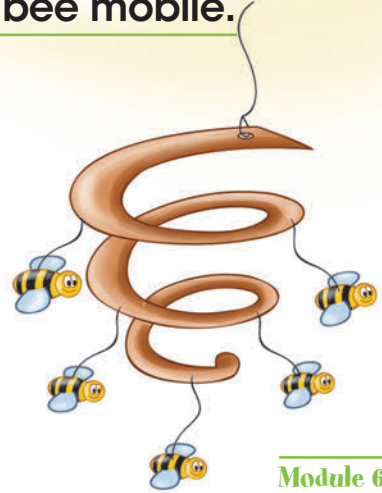
### Winter

Bees eat their 4)   
...  
It's cold.

### Autumn


Bees get their 3)  ...  
ready for winter.

2 Portfolio: Make a honey bee mobile.




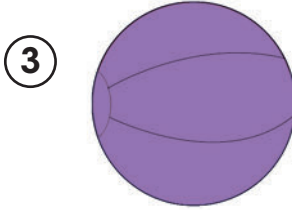


# Fun Time 1

## 1 Look and say.



a black dog



## 2 Ask and answer.

Who's that?

1  2  3 

That's ...



## 3 Read and choose.

1 What's your name?

- a Hello, Harry.
- b I'm Emma.

2 Who's this?

- a This is Erlina.
- b This is a ball.


3 How old are you?

- a Oh, that's Alvin.
- b I'm ten.


# Fun Time 2

1 Read and complete in your notebook. Then, look and match.

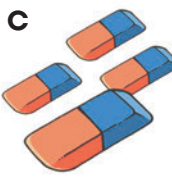
a



b



c



1 three **apples** (a)

2 **two** ...

3 **four** ...

4 **six** ...


5 **eight** ...

6 **seven** ...

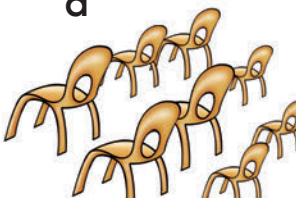
7 **five** ...

8 **nine** ...


h




d




g




f



e



2 Look and say. Then write in your notebook.




1 It's Lee's schoolbag.

# Fun Time 3

## 1 Read and complete in your notebook.

mum dad grandpa brother family grandma sister



This is my **1) family**. Bill is my **2) ...**.  
Angela is my **3) ...**. Nancy is my  
**4) ...**. Jack is my **5) ...**. Peter is  
my **6) ...**. Mary is my **7) ...**.  
We're a happy family!

## 2 Write the numbers in your notebook.

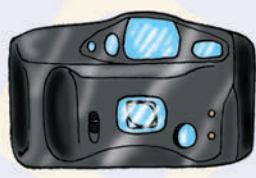
**11** - eleven    **20** - ...    **12** - ...    **18** - ...    **15** - ...  
**16** - ...    **17** - ...    **13** - ...    **14** - ...    **19** - ...

## 3 Read and complete in your notebook. Use: **am**, **is** or **are**.

- 1 This **is** my dog, Toto.
- 2 Hi! I ... Sally.
- 3 You ... not funny.
- 4 My brothers ... famous.
- 5 What ... your name?
- 6 ... you a teacher?
- 7 It ... not a vase.
- 8 ... she your sister?

# Fun Time 4

1 Look, read and choose the correct word.



1 car/camera




3 bin/ring



5 lorry/bus



7 car/bus



2 plane/train



4 balloon/ball



6 paper/glass



8 watch/ring

2 Look, read and correct in your notebook.



It's a **small** box.



She's **sad**.



It's **new**.

3 Write the plurals in your notebook.

1 boy - **boys**

4 box - ...

7 vase - ...

2 glass - ...

5 apple - ...

8 dog - ...

3 fox - ...

6 bus - ...

# Fun Time 5

1 Look at the pictures and the letters. Write the words in your notebook.



2 Complete the sentences in your notebook. Use: **on**, **in**, **next to**, **behind**, **under**.

1 Where's Jack?  
He's **on** the sofa.



4 Where's the boy?  
He's ... the tree.



2 Where's the umbrella?  
It's ... the bed.



5 Where's the pencil?  
It's ... the notebook.



3 Where's the doll?  
It's ... the bus.



3 Read and complete in your notebook. Use: **my**, **your**, **his**, **her**, **their** or **our**.

1 Look at Joe and **his/her** new kite.

2 That's Emma and that's **her/their** radio.

3 This is Mary and this is David. That is **our/their** dog.

4 We are Paul and Peter. That is **his/our** house.

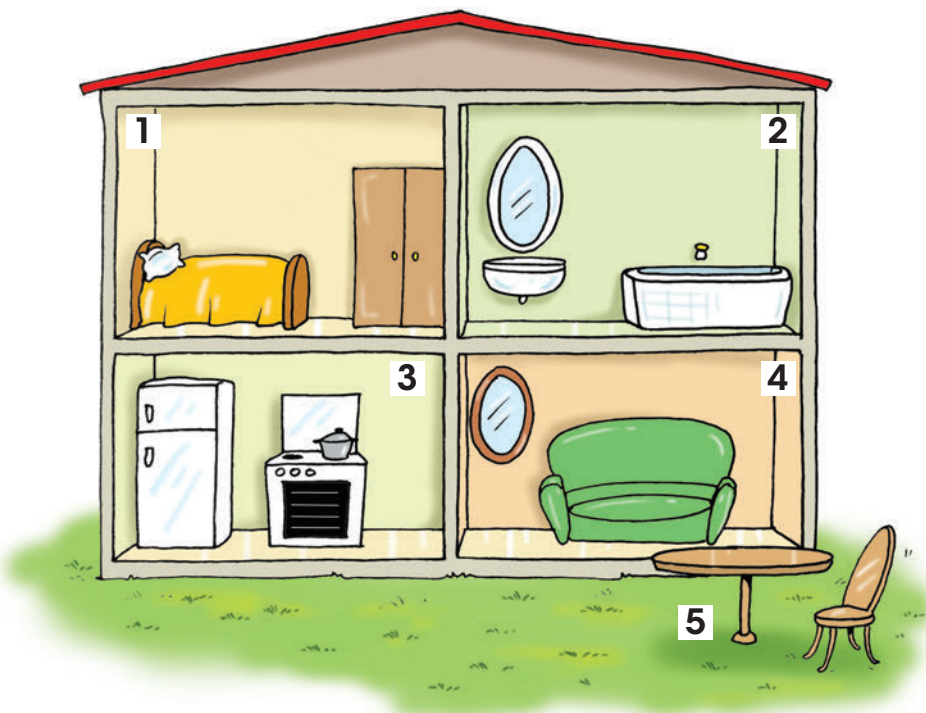
5 Hi! **My/Her** name's Sarah.

6 Hello! What's **my/your** name?



# Fun Time 6

1 Look and write in your notebook. Use: **bathroom, garden, living room, kitchen, bedroom.**



2 Read, look and answer.



- 1 Is there a teddy bear on the sofa?  
**Yes, there is.**
- 2 Is there a chair?
- 3 Are there any cushions on the sofa?
- 4 Is there a book on the bed?
- 5 Are there any CDs on the table?
- 6 Are there shoes on the floor?

# Fun Time 7

1 Look and complete in your notebook.

This is Bozo the clown. He's got ... hair, ... eyes and a ... mouth. Look at his nose. It's ...! Bozo has got a ... hat, too. He's very funny!



2 Read and complete in your notebook.

• park • home • picture • kitten



3 Write a message for your friend in your notebook.

# Fun Time 8

1 What can Tina do? What can't she do? Look, read and write in your notebook.

Tina 1)  can draw. She 2)  ..., but she 3)  ... the piano.

2 Choose the correct word.



1 radio/piano



3 seat belt/helmet



5 mask/glasses



2 magician/rabbit



4 circus/clown



6 motorbike/car

3 Look, read and write in your notebook.

What are 1) **pandas** like?



Can they 5) **f...**?



They've got a big 2) **h...** and a short 3) **t...** . They've got small



4) **e...**, too!

No, they 6) **c...**!



# Fun Time 9

1 Look and write in your notebook.



It's cold.



It's hot.  
It's snowing.



It's windy.  
It's raining.



It's sunny.  
It's cold.

2 Match in your notebook.

1 cut

2 copy

3 print

4 save



3 Make sentences in your notebook or using a computer.

1 they/not play football

**They aren't playing football.**

2 the monkey/not climb/the tree

3 the lions/sleeping?

4 the rhino/drink water

5 the birds/not fly

6 the giraffe/eat?

7 the birds/sit/on the hippo?

8 the zebras/run/fast

# Fun Time 10

**1** Look, read and number the sentences in your notebook.

- a It's an elephant.
- b It's a hippo.
- c It's a kangaroo.
- d It's a crocodile.
- e It's a giraffe.
- f It's a lion.
- g It's a seal.
- h It's a panda.
- i It's a zebra.
- j It's a goat.
- k It's a rhino.
- l It's a monkey.

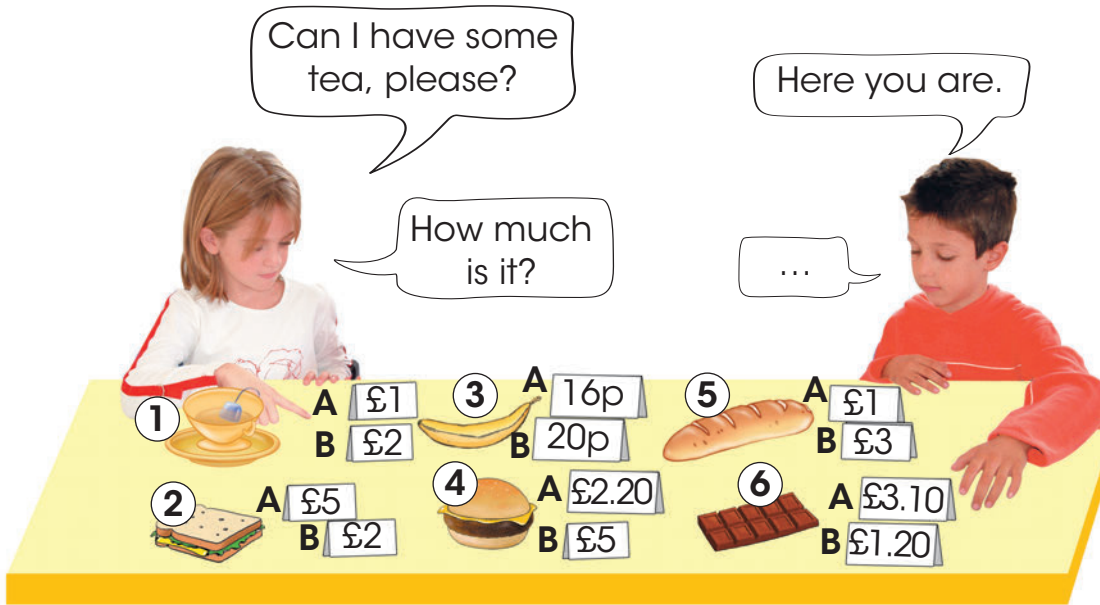


**2** Read and choose.

- |   |   |
|---|---|
| <p>1 Listen! Kevin ... the piano.<br/> <b>A</b> are playing    <b>B</b> is playing</p> <p>2 Where's Tina? ... on the phone?<br/> <b>A</b> She is talking    <b>B</b> Is she talking</p> <p>3 The children ... ! They're playing.<br/> <b>A</b> isn't eating    <b>B</b> aren't eating</p> <p>4 What ... wearing? Is it a hat?<br/> <b>A</b> you are    <b>B</b> are you</p> <p>5 Look, Mum! I ... a snowman!<br/> <b>A</b> 'm making    <b>B</b> making</p> | <p>6 Mary ... ! She's jumping.<br/> <b>A</b> isn't dancing    <b>B</b> aren't dancing</p> <p>7 Be quiet! Dad ...<br/> <b>A</b> are sleeping    <b>B</b> is sleeping</p> <p>8 You ... to the teacher!<br/> <b>A</b> isn't listening    <b>B</b> aren't listening</p> |
|---|---|

# Fun Time 11

1 Listen and choose. Talk with your friend. 



Can I have some tea, please?

How much is it?

Here you are.

...

1	A £1	3	A 16p	5	A £1
	B £2		B 20p		B £3
2	A £5	4	A £2.20	6	A £3.10
	B £2		B £5		B £1.20



2 Read and complete. Use: **like** or **don't like**.

- |  |  |
|--|--|
| 1 I <b>don't like</b> milk. <span style="color: red;">✗</span> | 4 You ... sandwiches. <span style="color: green;">✓</span> |
| 2 You ... rice. <span style="color: green;">✓</span>           | 5 I ... meat. <span style="color: red;">✗</span>           |
| 3 I ... pineapples. <span style="color: red;">✗</span>         | 6 I ... chicken. <span style="color: green;">✓</span>      |

3 Read and complete. Use: **some** or **any**.

- |  |  |
|--|--|
| 1 Mum, is there <b>any</b> apple juice?                    | 4 There aren't ... sandwiches in my lunch box. |
| 2 We've got ... orange juice, but we haven't got ... milk. | 5 Are there ... tomatoes in the garden?        |
| 3 Is there ... spaghetti in the cupboard?                  | 6 Sorry, but there isn't ... sugar!            |

# Fun Time 12

## 1 Read and choose.

- 1 I **eat/eats** fruit.
- 2 We **do/does** our homework in the afternoon.
- 3 **Do/Does** they talk in class?
- 4 Robert **walk/walks** to work in the morning.
- 5 **Does/Do** the girls like football?
- 6 You **don't/doesn't** go to school in summer.
- 7 **Does/Do** your dog sleep in your bedroom?
- 8 They **don't/doesn't** listen to the teacher.

## 2 What does Wendy do every day? Read and choose.



Wendy 1) ... at 7 o'clock every day and 2) ... breakfast. She 3) ... to school at 8 o'clock. She 4) ... lunch at 1 o'clock. She 5) ... home at 4 o'clock. Then she 6) ... her homework. In the evening she 7) ... to music or 8) ... TV. She 9) ... to bed at 10 o'clock.

- |             |          |             |            |
|-------------|----------|-------------|------------|
| 1 A gets up | B get up | 6 A does    | B do       |
| 2 A have    | B has    | 7 A listens | B listen   |
| 3 A goes    | B go     | 8 A watches | B watching |
| 4 A have    | B has    | 9 A goes    | B go       |
| 5 A comes   | B come   |             |            |

# Evaluation

1 Do the sums and say. Then write in your notebook.

A  $2 + 5 =$  ?

C  $10 + 5 =$  ?

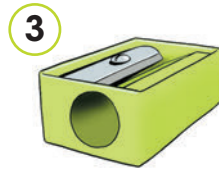
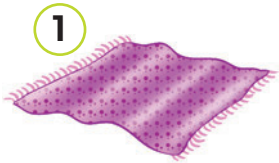
E  $7 + 5 =$  ?

B  $9 + 9 =$  ?

D  $8 + 2 =$  ?

Two and five is ...

2 Look, read and choose. 



A **carpet**  
B **curtain**

A **policeman**  
B **postman**

A **desk**  
B **sharpener**

A **frog**  
B **spider**

A **cupboard**  
B **bookcase**

3 Read and choose. 

- 1 What's this? It's ... umbrella.  
A a                      B an
- 2 Look at ... dog! It's so cute!  
A Tom                    B Tom's
- 3 There are five ... in this box.  
Whose are they?  
A lorries                B lorry
- 4 This is my friend. ... name is Mary.  
A His                     B Her
- 5 ... two mice on the table.  
A There is              B There are

4 Read and choose.

- 1 A: What are these?  
B: a) It's a book.  
b) They're cameras.
- 2 A: Where's Alvin?  
B: a) He's at school.  
b) He's my friend.
- 3 A: Happy Birthday, Ted!  
B: a) You're welcome!  
b) Thank you!
- 4 A: Where's the vase?  
B: a) Yes, it is.  
b) On the table.
- 5 A: What's that?  
B: a) It's Tina's schoolbag.  
b) It's next to the table.



**5** Look, read and write **yes** or **no** in your notebook. 

- 1 This is a helmet.
- 2 This is a skirt.
- 3 This is a sausage.
- 4 This is a bird.
- 5 This is a pineapple.



**6** Complete in your notebook.

**My monster!**



My monster has got a big  
**1) hdea** ... and a long **2) soen**  
 ... . It's got three **3) seye** ..., short  
**4) egls** ... and big **5) tefe** ... . It  
 hasn't got ears. It is very funny.

**8** Read and choose.

- 1 **A:** What's Mike like?  
**B:** a) He's got dark hair and blue eyes.  
 b) He likes bananas.
- 2 **A:** Can you play the piano?  
**B:** a) Yes, I have.  
 b) Yes, I can.
- 3 **A:** What are you wearing today?  
**B:** a) It's blue.  
 b) My new trousers.
- 4 **A:** Are there any tomatoes?  
**B:** a) Yes, there are.  
 b) Yes, they are.
- 5 **A:** What do you do in the afternoon?  
**B:** a) I watch TV.  
 b) It's five o'clock.

**7** Read and choose. 

- 1 He **has** / **have** got small ears.
- 2 The baby has got 2 small **tooth** / **teeth**.
- 3 Can you help me? I **can** / **can't** draw.
- 4 What **you are doing** / **are you doing** today?
- 5 There are **some** / **any** fairy cakes in the fridge.

# Merry Christmas!

1 Look and match in your notebook.

- 1 Christmas tree    2 milk    3 presents    4 stockings    5 mince pies



2 Copy the Christmas poem in your notebook. Complete it with words from Ex. 1.

Christmas in the UK's fun.  
There are lots of **1) p...** for everyone!  
Put them under the Christmas **2) t...**,  
I hope there's something nice for me!  
Put two **3) m...** for Santa here,  
And some **4) m...** for all of his reindeer!  
Hang the **5) s...**, say goodnight  
Because Santa's on his way tonight!

Merry Christmas, everyone!



### 3 Follow and say.



**Ben**



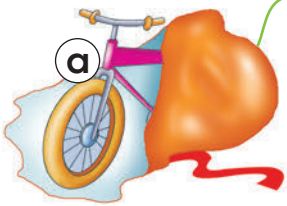
**Mary**




**Susan**



**John**



**a**



**b**



**c**



**d**

*Ben's got ... for Christmas.*

### 4 Ask Santa!



Hello, Santa!  
Please can I have  
a camera?



# Happy New Year!



Let's make a New Year's shaker!



Let's sing!



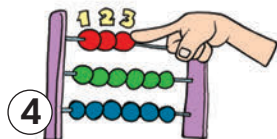
Happy New Year! Happy New Year!  
We're having a party and everyone's here!  
Come to our party and give a big cheer!  
Happy New Year! Happy New Year!



Talk with your friend.



4 Match in your notebook. Then listen and check. 



A HAPPY

B CHEER

C FIREWORKS

D DANCE

E DRINK

F EAT

G SING

H COUNT

I PARTY




J MIDNIGHT




5 Let's play!



# Happy Easter

**1** Read and complete in your notebook. Use: **hat, flowers, chocolate, tree, eggs, basket.**

It's Easter morning. Ellie and Ned wake up early. They have **1)**  ... and toast for breakfast. Mum gives them an Easter **2)**  ... for the Easter egg hunt! They go into the garden to look for the **3)**  ... eggs. Where are they?

There are two under the **4)**  ... There are four on the chair. There are six in the **5)**  ... There are four in Dad's **6)**  ..., too! They collect the eggs and put them in their baskets. Then, they count them. Ellie and Ned have got the same number of eggs!

**2** Now answer!

- 1 How many eggs are there all together?
- 2 How many eggs have Ellie and Ned got each?



3 Count and match in your notebook.

18+2

2+8

1+9

8+7

15+5

9+6

10

A

15

B

20

C

9+11

5+5

6+4

10+5


9+1

10+10


4 Craftwork: Make an Easter basket. ✂



# Mother's Day

1 Let's sing! 

I love you, Mummy,  
I really do!  
You're always happy  
And funny, too!  
When it is sunny,  
I think of you!  
I love you, Mummy,  
You love me, too!



2 My mummy!





**3** What's the secret message? Use the code to find out.

<b>A = 1</b>	<b>E = 5</b>	<b>I = 9</b>	<b>M = 13</b>	<b>Q = 17</b>	<b>U = 21</b>	<b>Y = 25</b>
<b>B = 2</b>	<b>F = 6</b>	<b>J = 10</b>	<b>N = 14</b>	<b>R = 18</b>	<b>V = 22</b>	<b>Z = 26</b>
<b>C = 3</b>	<b>G = 7</b>	<b>K = 11</b>	<b>O = 15</b>	<b>S = 19</b>	<b>W = 23</b>	
<b>D = 4</b>	<b>H = 8</b>	<b>L = 12</b>	<b>P = 16</b>	<b>T = 20</b>	<b>X = 24</b>	



8 1 22 5      1      23 15 14 4 5 18 6 21 12      4 1 25

**4** Write a secret Mother's Day message in your notebook. Ask your friend to read it.

**4** Give your mum an award.



**5 Portfolio:** What other special holidays do you know? Make a calendar. Present it to the class.

# Round-up

 Talk with your friend.

	1	2	3	4	5	6
A						
B						
C						
D						
E						
F						

Cushions!

6D!



Published by Express Publishing

Liberty House, Greenham Business Park, Newbury,  
Berkshire RG19 6HW, United Kingdom  
Tel.: (0044) 1635 817 363  
Fax: (0044) 1635 817 463  
email: [inquiries@expresspublishing.co.uk](mailto:inquiries@expresspublishing.co.uk)  
[www.expresspublishing.co.uk](http://www.expresspublishing.co.uk)

© Jenny Dooley – Virginia Evans, 2021

Colour Illustrations: © Express Publishing, 2021

Illustrated by Jim Biggins, Alexandra Lewis, Alan Shephard © Express Publishing, 2021

Original music composed by Ted and Taz © Express Publishing, 2021

First published in 2021

Made in EU

*All rights reserved. No part of this publication may be reproduced, stored in a retrieval system, or transmitted in any form or by any means, electronic, photocopying or otherwise, without the prior written permission of the publishers.*

This book is not meant to be changed in any way.

ISBN 978-1-3992-0198-8

## Acknowledgements

We would like to thank all the staff at Express Publishing who have contributed their skills to producing this book. Thanks for their support and patience are due in particular to: Meryl Phillips (Editor in Chief), Julie Rich (senior editor); Alex Barton (senior production controller) and the Express Publishing design team; and Emily Newton, Kevin Harris, Daniel Parker, Erica Thompson and Timothy Forster. We would also like to thank those institutions and teachers who piloted the manuscript, and whose comments and feedback were invaluable in the production of the book. Special thanks to Gina, Chris and Dennis who took part in the recording.

**The authors and publishers wish to thank the following who have kindly given permission for the use of photographic material:**

cinetext for the pictures of Daisy Duck, Pinocchio, Bugs Bunny, the Simpsons and Shrek on pp. 61, 65 and 106;  
everett/www.impl.gr for the pictures of Tasmanian Devil, Winnie the Pooh on pp. 61, 75 and 106.

Every effort has been made to trace all the copyright holders. If any have been inadvertently overlooked, the publishers will be pleased to make the necessary arrangements at the first opportunity.

**Digital book software developed by Infomedia Pro.**



# Limba modernă engleză



Clasa a III-a



ISBN 978-1-3992-0198-8



9 781399 201988